



STONE UNIVERSE INC. **NATURAL STONE**

**EAST PRODUCT BROCHURE
VOLUME -25**



Quality Leader In Natural Stones

www.suistone.com

Paver Ashlar Pattern 4 sides saw cut

Paver Ashlar Pattern is a combination of 8 different sizes of pavers 12"x12", 12"x18", 12"x24", 12"x30", 18"x18", 18"x24", 18"x30" and 24"x24" used to cover the exterior flooring. Nominal Sizing 1/2"± under.

Antique Black 1"±
Pattern, Also Available
in Loose Sizes
12"x12", 12"x24", 18"x24",
24"x24", 24"x36"±



Autumn Brown 1"±
Pattern, Also Available
in Loose Sizes
12"x24", 24"x24", 24"x36"±



Autumn Mist 1"±
Pattern, Also Available
in Loose Sizes
12"x12", 12"x24", 18"x18"
18"x24", 24"x24", 24"x36"±



Basalt 1"±
Pattern, Also Available
in Loose Sizes
12"x12", 12"x24", 24"x24"±



Buff 1"±
Pattern



California Gold 1"±
Pattern



Dusty Wave 1"±
Pattern, Also Available
in Loose Sizes
12"x24", 24"x24"±



Ebony Black 1"±
Pattern, Also Available
in Loose Sizes
12"x12", 12"x24", 24"x24"±



French Vanilla 1"±
Pattern



Grey Mist 1"±
Pattern, Also Available
in Loose Sizes
12"x12", 12"x24", 18"x18"
18"x24", 24"x24", 24"x36"±



Indian Bluestone 1"±
Pattern, Also Available
in Loose Sizes
12"x12", 12"x24", 24"x24"±



Indigo Bluestone 1"±
Pattern, Also Available
in Loose Sizes
12"x12", 12"x24", 24"x24"±



Rainbow 1"±
Pattern, Also
Available
in Loose Sizes
12"x24", 18"x24",
24"x24", 24"x36"±



Teakwood 1"±
Pattern, Also
Available
in Loose Sizes
12"x24", 18"x24",
24"x24", 24"x36"±



Vintage White 1"±
Pattern, Also
Available
in Loose Sizes
12"x24", 24"x24",
24"x36"±



Paver Jumbo Pattern 4 sides saw cut

Paver Jumbo Pattern is a combination of 4 different sizes of pavers 12"x12", 12"x24", 24"x24" and 24"x36" used to cover the exterior flooring. Nominal Sizing 1/2"± under. (Available Loose Sizes Only)

Black Granite 1"±
Available Loose Sizes Only
12"x12", 12"x24",
24"x24", 24"x36"±



Grey Granite 1"±
Available Loose Sizes Only
12"x12", 12"x24",
24"x24", 24"x36"±



Autumn Brown Paver Ashlar Pattern

Autumn Mist Paver Ashlar Pattern

Black Granite Paver Jumbo Pattern



Antique Ivory Paver Versailles Pattern



Grey Mist Rock Face Jumbo Pattern



Pebbles & Stepping Stones



Polished Black Pebbles

Paver Versailles Pattern 4 sides saw cut

Paver Versailles Pattern is a combination of 4 different sizes of dimensional pavers 8"x8", 8"x16", 16"x16", 16"x24". Nominal Sizing 1/2"± under.

Antique Ivory 1 1/4"± Pattern



Antique Gold 1"± Pattern



Rock Face Jumbo Pattern 4 sides rock face

Rock face random pattern is a combination of four different sizes of natural stone available with rock face/ chiseled edges in dimensions 12"x12", 12"x24", 24"x24", 24"x36". Nominal Sizing 1/2"± under.



Antique Black 7/8"± Pattern



Autumn Mist 7/8"± Pattern



Buff 7/8"± Pattern



Grey Mist 7/8"± Pattern



Slate Grey 7/8"± Pattern

Stepping Stones Irregular

The stepping stones are medium-sized stones with different geometric shapes generally used to create a pathway. The ease of installation coupled with creativity will provide an elegant look to any layout.



Antique Black
Small- 15"-18"x1 1/4"±,
Big- 24"x30"x1 1/4"±



Autumn Brown
Small- 15"-18"x1 1/4"±,
Big- 24"x30"x1 1/4"±



Autumn Mist
Small- 15"-18"x1 1/4"±,
Big- 24"x30"x1 1/4"±



Grey Mist
Small- 15"-18"x1 1/4"±,
Big- 24"x30"x1 1/4"±

Stepping Stones Texas (Only For Texas)



Autumn Mist
24"x1 1/4"±



Brown Mist
24"x1 1/4"±



Grey Mist
24"x1 1/4"±

Pebbles 1"-3"± (Available in 30lbs/bag & Loose 2000 pound/crate)

Pebbles are smooth rounded stones used for decorative purposes. Commonly used as ground cover, it is used externally to create multi textured pathways or walkways.



Crystal White



Polished Black



Mixed High Polished



Yellow High Polished



White High Polished



Midnight Riverstone

Disclaimer- Not recommended the use of any pebbles in conjunction with DYED mulches of any kind.



Antique Black Wall Cap & Column Cap



Black Cobbles



Basalt Fountain

Column Cap 4 sides rock face

Column Cap is a square piece of natural quarried stone available in a four-side rock or chiseled edges which place on the uppermost part of a column. Also known as Pillar Cap, Pier Cap, Post Cap & Column Cover.




Autumn Brown
24"x24"x2"±,
26"x26"x2"±



Autumn Mist
24"x24"x2"±,
26"x26"x2"±




Buff
24"x24"x2"±



Black Granite
24"x24"x2"±



Ebony Black
24"x24"x2"±,
26"x26"x2"±,
30"x30"x2"±




Grey Mist
24"x24"x2"±



Grey Granite
24"x24"x2"±



Indian
Bluestone
24"x24"x2"±



Indigo
Bluestone
24"x24"x2"±,
26"x26"x2"±



Rainbow
24"x24"x2"±



Slate Grey
24"x24"x2"±



Vintage
White
24"x24"x2"±

Wall Cap

2 long sides rock face & 2 short size saw cut

Wall caps are the rectangle-shaped quarried natural stone that provides the perfect finishing touch to a retaining wall, fence or any other similar structures. In general, the cap is bigger than the wall to provide for an overhang.



Antique Black
12"x24"x2"±, 14"x24"x2"±



Autumn Brown
14"x24"x2"±



Autumn Mist
12"x24"x2"±, 14"x24"x2"±



Buff
14"x24"x2"±




French Vanilla
14"x24"x2"±



Grey Mist
12"x24"x2"±, 14"x24"x2"±



Indian Bluestone
14"x24"x2"±



Indigo Bluestone
14"x24"x2"±



Rainbow
12"x24"x2"±



Slate Grey
14"x24"x2"±



Vintage White
12"x24"x2"±

Basalt Fountain



H-30"-48" Dia (5"-8")±
H-30"-42" Dia (8"-10")±

Cobblestone



Black
3½"x3½"x3½"±
8"x4"x2"±
9"x5"x5"±
10"x7"x4"±



Gold
3½"x3½"x3½"±
8"x4"x2"±
9"x5"x5"±
10"x7"x4"±



Grey
3½"x3½"x3½"±
8"x4"x2"±
9"x5"x5"±
10"x7"x4"±

Firepit Kit



Buff
Small- (I)24"- (O)42"- (H)13"±
Big- (I)32"- (O)56"- (H)17"±



Slate Grey
Small- (I)24"- (O)42"- (H)13"±
Big- (I)32"- (O)56"- (H)17"±

Bullnose 1 long side bullnose


Bullnose is a smooth convexly rounded edge in masonry products. Suitable for Boundary Walls, Swimming Pool Edges.



Antique Black
12"x24"x1½"±, 14"x24"x2"±



Antique Ivory
12"x24"x2"±, 16"x24"x2"±




California Gold
12"x24"x1½"±




Grey Mist
12"x24"x1½"±



Indian Bluestone
12"x24"x1½"±



Indigo Bluestone
12"x24"x1½"±



Vintage White
12"x24"x1½"±, 14"x24"x2"±


Eased Edge 1 long side Eased Edge



Autumn Brown
14"x24"x2"±



Grey Mist
14"x24"x2"±



Vintage White
14"x24"x2"±

Steps 4 sides rock face

Steps are cubical structures generally used as risers for places with elevation. The rectangular horizontal surface of the stone step is known as a riser. stone universe steps can be used as tread and riser.



Autumn Mist
48"x16"x6"±




Buff
36"x16"x6"±



Dusty Wave
48"x16"x6"±



Grey Mist
48"x16"x6"±



Indigo Bluestone
48"x16"x6"±



Lime Black
48"x16"x6"±



Rainbow
48"x16"x6"±
(3 sides rock face
1 long side saw cut)



Slate Grey
36"x16"x6"±



Teakwood
48"x16"x6"±
(3 sides rock face
1 long side saw cut)



Vintage White
48"x16"x6"±

Window Sill 1 long side rock face

A window sill is the decorative covering around the window's edge that helps in draining the water to protect the window from water-based damages and also provides the aesthetic appeal to the place.



Autumn Mist
24"x3"x2"±



Grey Mist
24"x3"x2"±



Lime Black
24"x3"x2"±



Silver Pearl
24"x3"x2"±



Vintage White
24"x3"x2"±



Vintage White Bullnose




Grey Mist Eased Edge



Buff Steps



Lime Black Slab



Indian Bluestone Treads



Antique Black Flagstone

Slabs

4 sides rock face


A slab is a large rectangular piece of quarried natural stone used where joint joints dwindle the overall appeal of the structure. Slabs are generally used for making kitchen countertops and outdoor bbqs.



Basalt
72"x27"x2"±
4 sides saw cut




Ebony Black
72"x36"x2"±




Grey Granite
72"x36"x2"±



Rainbow
72"x36"x2"±



Autumn Brown
72"x36"x2"±



Black Granite
72"x36"x2"±



French Vanilla
60"x36"x2"±



Indigo Bluestone
72"x36"x2"±



Teakwood
72"x36"x2"±




Autumn Mist
72"x36"x2"±



Buff
72"x36"x2"±



Grey Mist
72"x36"x2"±



Lime Black
72"x36"x2"±,
84"x36"x2"±



Vintage White
72"x36"x2"±

Treads

3 sides saw cut & 1 long side rock face

Treads are long rectangular capstones used on stairs, front door steps, wall capping, pool coping, fireplace mantels and hearths etc. Three sides of the treads are saw cut while the fourth side is chiseled for a dramatic overall appearance.




Autumn Brown 2"±
48"x12", 72"x12", 72"x18", 72"x24"



Buff 2"±
48"x12", 72"x14"



Ebony Black 2"±
48"x12", 48"x14", 72"x12",
72"x14", 72"x18", 72"x24"



Grey Granite 2"±
48"x12", 72"x14",
3 sides Eased Edge & 1 Long side Rock face



Lime Black 2"±
48"x12", 48"x14", 72"x12",
72"x14", 72"x18", 72"x24"



Teakwood 2"±
48"x12", 48"x14", 72"x12",
72"x14", 72"x18"




Autumn Mist 2"±
48"x12", 48"x14", 72"x12",
72"x14", 72"x18", 72"x24"



Black Granite 2"±
48"x12", 72"x14",
3 sides Eased Edge & 1 Long side Rock face



French Vanilla 2"±
60"x14"



Indigo Bluestone 2"±
48"x12", 48"x14", 72"x12",
72"x14", 72"x18", 72"x24"



Rainbow 2"±
48"x12", 48"x14", 72"x12",
72"x14", 72"x18", 72"x24"



Vintage White 2"±
48"x12", 72"x14"




Basalt 2"±
48"x12", 72"x12",
3 sides Eased Edge & 1 Long side Rock face



Dusty Wave 2"±
48"x12", 48"x14"



Grey Mist 2"±
48"x12", 48"x14", 72"x12",
72"x14", 72"x18", 72"x24"



Indian Bluestone 1 1/2"±
48"x12", 48"x14", 72"x12",
72"x14", 72"x18"



Slate Grey 2"±
48"x12", 72"x14"

Flagstone



Antique Black 1.5"±



Antique Gold 1.5"±



Autumn Brown 1.5"±



Autumn Mist 1.5"±



Basalt
16"-30"x1 1/4"±



Buff 1.5"±




Ebony Black 1.5"±



French Vanilla
1.5"±



Grey Mist 1.5"±



Indian Bluestone
1.5"±



Lime Black 1.5"±




Panther 1.5"±




Silver Pearl 1.5"±




Steel Quartz & Silver Pearl Ledge Stone



Mica Rust Thin Veneer- Ashlar



Black Pearl Thin Veneer- Antique Castle



Steel Quartz Thin Veneer Ashlar

Ledge Stone

Panel 6"x24"x3/4"±, Corner 6"x18"x6"x3/4"±

Ledge stone or stack stone are strips of natural stone arranged uniformly on a mesh or concrete to form a veneer. The rectangular "Z" shape panels can be combined to form an interlocking wall cladding. It comes with matching "L" shaped 2-piece corner pieces to provide a beautiful finish on the edges. Ledge stones are an ideal choice for covering the exterior walls, retaining walls, boundary walls, and kitchen backsplash.



Autumn Mist
Non Cement Backing



California Gold
Non Cement Backing



Classic Black
Non Cement Backing



Floral White
Non Cement Backing



Grey Mist
Non Cement Backing



Gold Quartz
Non Cement Backing



Smoky Rust
Non Cement Backing



Steel Quartz
Non Cement Backing



Silver Pearl
Non Cement Backing

Thin Veneer

Flat 1", Corner 1"

Thin Veneer is a thin layer of stone used as decorative material which is not meant to be a load-bearing. Quarried natural stones are cut to a consistent thickness so that it can be used as a wall cladding. Different shapes available in thin veneer makes it an suitable choice for areas like fireplace and wall claddings.



Antique Buff (Ashlar)
2 1/4"±, 5"±, 7 3/4"±, (Length Free)



Autumn Mist
(Ledge)



Black Pearl
(Ledge)



Black Pearl
(Antique Castle)



Grey Mist Blend
(Ledge)



Grey Mist Blend
(Antique Castle)



Grey Mist Blend
(Ashlar)



Mocha
(Ledge)



Mica Rust (Ashlar)
2 1/4"±, 5"±, 7 3/4"±, (Length Free)



Silver Pearl
(Antique Castle)



Silver Pearl
(Dimensional)



Silver Pearl
(Filedstone)



Silver Pearl
(Ledge)



Steel Quartz
(Ashlar)



Steel Quartz
(Ledge)



Vintage White (Ashlar)
2 1/4"±, 5"±, 7 3/4"±, (Length Free)

Bricks

Flat 7.5"x2.25"x5/8"±, Corner 7.5"x2.25"x5/8"±

Bricks are the type of natural stone designed to replicate the appearance of traditional bricks while offering the benefits of a thinner profile and lighter weight. Due to their lightweight nature, bricks can be used in a wider range of applications to accent walls, fireplaces, facades etc.



Antique Brown



Antique Buff



Red



Silver Pearl



Steel Quartz

Locations (United States)

📍 Stone Universe
(Corporate Headquarters)
2333 Grant Avenue,
San Lorenzo, CA 94580

📍 Stone Universe (Northwest)
5315 Milwaukee,
Ave E, Puyallup
WA 98372

📍 Stone Universe (South)
2800 N Alexander Dr,
Baytown, TX 77520

📍 Stone Universe (Southwest)
12102 Centralia Street,
Hawaiian Gardens
CA 90716

📍 Stone Universe (East)
7521 Lake Drive,
Rosedale, MD 21237

📍 Stone Universe (Midwest-Chicago)
3905 W Albany St,
McHenry, IL 60050

*Disclaimer:

- Limestone Antique Black and Lime Black contain mineral salts that can cause efflorescence over time, lightening the natural stone color.
- Travertine Antique Ivory is not a dense product which makes it less suitable for use in freeze/Thaw climates.
- Autumn Mist and California Gold are not recommended for installation around or near pools, spas and hot tubs.
- Grey mist sandstone is rich in iron content, which over time has the potential to discolor because of oxidation (or rusting). Acid wash restricted, Not recommended.
- Rainbow and Teakwood are relatively porous sandstone, sealing the stone before installation is highly recommended.

Follow Us On:      

www.suistone.com



"A customer is the most important visitor on our premises. He is not dependent on us. We are dependent on him. He is not an outsider in our business. He is a part of it. We are not doing him a favor by serving him. He is doing us a favor by giving us the opportunity to do so."

Auth. Dealer