



STONE UNIVERSE INC. **NATURAL STONE**

**WEST PRODUCT BROCHURE
VOLUME - 24**

Quality Leader In Natural stones


www.suistone.com



Basalt Paver Jumbo Pattern



Grey Mist Paver Jumbo Pattern



Antique Ivory Versailles Pattern

Rock Face Jumbo Pattern 4 sides rock face

Rock face jumbo pattern is a combination of 4 different sizes of natural stone available with rock face/chiseled edges with dimensions 12"x12", 12"x24", 24"x24" & 24"x36". This pattern is suitable for paving exterior flooring.




Antique Black 1 1/4"±




Antique Brown 1 1/4"±



Antique Buff 1 1/2"±



Autumn Mist 1 1/2"±



Basalt 1 1/4"±



Buff 7/8"±



Dusty Wave 1 1/4"±



French Vanilla 1 1/4"±



Grey Mist 1 1/4"±, 7/8"±



Indian Bluestone 1 1/4"±



Lime Black 1 1/4"±



Slate Grey 7/8"±



Vintage White 1 1/4"±

Rock Face Random Pattern 4 sides rock face

Rock face random pattern is an arrangement of 3 different sized rock face pavers to form a random pattern. Including sizes 12"x12", 12"x24" & 24"x24".



Antique Yellow 1 1/4"±



Brown Mist 1 1/4"±

Paver Random Pattern 4 sides saw cut

Paver random pattern is a combination of 3 different sizes of dimensional pavers i.e., 12"x12", 12"x24", 24"x24". The square or rectangular pieces of natural stone are available with sawn edges.



California Gold 1 1/4"±



French Vanilla 1 1/4"±

Paver Jumbo Pattern 4 sides saw cut


Paver jumbo pattern is a combination of 4 different sizes of pavers. It comes in 4 dimensions i.e., 12"x12", 12"x24", 24"x24", 24"x36" and used to cover exterior flooring.



Antique Black 1 1/4"±



Autumn Mist 1 1/4"±



Basalt 1 1/4"±




Ebony Black 1 1/4"±



Grey Mist 1 1/4"±



Lime Black 1 1/4"±



Indian Bluestone 1 1/4"±

Versailles Pattern

4 sides rock face


Versailles pattern is a combination of 4 different sizes of dimensional pavers 8"x8", 8"x16", 16"x16" & 16"x24".



Antique Brown Pattern 1 1/4"±
Also available in Loose 16"x24"



Antique Gris Pattern 1 1/4"±




Antique Gold Pattern 1"±




Antique Ivory Pattern 1 1/4"±
Also available in Loose 16"x24"



Antique Rustic Pattern 1 1/4"±
Also available in loose size




Antique Yellow Pattern 1 1/4"±
Also available in Loose 16"x24"



California Gold Pattern 1 1/4" & 1/2"±
Also available in loose size



Indian Bluestone Pattern 3/4"±
Also available in loose size



Tundra Grey Pattern 1 1/4"±

Indian Bluestone Versailles Pattern

Stepping Stones

Irregular/Heart/Round/Square

The stepping stones are medium-sized stones with different geometric shapes generally used to create a pathway. The ease of installation coupled with creativity will provide an elegant look to any layout.



Antique Black 15"-18"x1 1/4"±



Antique Brown 15"-18"x1 1/4"±



Autumn Mist 15"-18"x1 1/4"±



Grey Mist 15"-18"x1 1/4"±



Antique Black 15"x18"x1 1/4"±



Antique Brown 15"x18"x1 1/4"±



French Vanilla 15"x18"x1 1/4"±



Multi Classic 15"x18"x1 1/4"±



Antique Black 18"x18"x1 1/4"±



Antique Brown 18"x18"x1 1/4"±



Multi Classic 18"x18"x1 1/4"±



Multi Classic 18"x18"x1 1/4"±

Antique Black Stepping Stone (Irregular) & Crystal White Pebbles

Pebbles

1"-3"± (Available in 30lbs/bag and 2000 pound/crate)

Pebbles are smooth rounded stones used for decorative purposes. Commonly used as ground cover, it is used externally to create multi textured pathways or walkways.



Crystal White



Yellow High Polished



Mix High Polished



Polished Black




White High Polished

Disclaimer- Not recommended the use of any pebbles in conjunction with DYED mulches of any kind.

Cobblestone



Black 3 1/2"x3 1/2"x3 1/2"±
8"x4"x2"±



Basalt 3 1/2"x3 1/2"x2"±
3 1/2"x3 1/2"x3 1/2"±
(special order)



Ebony Black 3 1/2"x3 1/2"x2"±
3 1/2"x3 1/2"x3 1/2"±
(special order)



Gold 3 1/2"x3 1/2"x3 1/2"±
(special order)
8"x4"x2"±




Grey 3 1/2"x3 1/2"x3 1/2"±

Black Cobblestone



Antique Black Column Cap & Wall Cap



Antique Black Driveway Paver - Saw Cut



Slate Grey Firepit

Column Cap

4 sides rock face

Column Cap is a square piece of natural quarried stone available in a four-side rock or chiseled edges which place on the uppermost part of a column. Also known as Pillar Cap, Pier Cap, Post Cap & Column Cover.



Antique Black
24"x24"x1 1/4"±, 22"x22"x2"
24"x24"x2"±, 26"x26"x2"±, 29"x29"x2"±



Antique Brown
24"x24"x1 1/4"±, 24"x24"x2"±




Antique Buff
24"x24"x1 1/2"±




Antique Yellow
24"x24"x1 1/4"±



Autumn Mist
24"x24"x1 1/2"±,
24"x24"x2"±, 29"x29"x2"±



Brown Mist
24"x24"x1 1/4"±



California Gold
24"x24"x2"±,
29"x29"x2"±




Dusty Wave
24"x24"x1 1/4"±



French Vanilla
24"x24"x1 1/4"±, 24"x24"x2"±



Grey Mist
24"x24"x1 1/4"±, 22"x22"x2"
24"x24"x2"±, 26"x26"x2"±, 29"x29"x2"±



Indian Bluestone
24"x24"x1 1/4"±, 22"x22"x2"
24"x24"x2"±, 26"x26"x2"±



Lime Black
24"x24"x1 1/4"±, 22"x22"x2"
(special order), 24"x24"x2"±



Vintage White
24"x24"x1 1/4"±, 24"x24"x2"±

Wall Cap

4 sides rock face



Antique Black
12"x24"x1 1/4"±,
16"x24"x2"±



Antique Brown
12"x24"x1 1/4"±,
16"x24"x2"±



Antique Buff
12"x24"x1 1/2"±,
16"x24"x2"±



Antique Yellow
12"x24"x1 1/4"±



Autumn Mist
12"x24"x1 1/2"±,
14"x24"x2"±



Basalt
14"x24"x2"±



Brown Mist
12"x24"x1 1/4"±,
14"x24"x2"±



California Gold
12"x24"x1 1/2"±



Dusty Wave
12"x24"x1 1/4"±



Ebony Black
14"x24"x2"±



French Vanilla
12"x24"x1 1/4"±,
14"x24"x2"±



Grey Mist
12"x24"x1 1/4"±,
14"x24"x2"±



Indian Bluestone
12"x24"x1 1/4"±,
14"x24"x2"±



Lime Black
12"x24"x1 1/4"±,
14"x24"x2"±




Vintage White
12"x24"x1 1/4"±,
14"x24"x2"±

Driveway Pavers



Antique Black
4 sides rock face
6"x6"x1 1/2"±, 6"x9"x1 1/2"±
8"x4"x2"± (Special order)



Antique Black
4 sides saw cut
6"x6"x2"±, 6"x9"x2"±
(Special order)



Antique Brown
4 sides rock face
6"x6"x1 1/2"±, 6"x9"x1 1/2"±

Basalt Fountain



L= 50"-60", W= 16"-26", Hole= 1.25"

Irregular Pool Coping

4 sides rock face



Buff 1 1/2"±



Slate Grey 1 1/2"±


Firepit



Buff
Small- (I)24"- (O)42"- (H)13"
Big- (I)32"- (O)56"- (H)17"





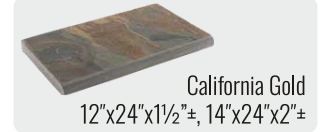

Slate Grey
Small- (I)24"- (O)42"- (H)13"
Big- (I)32"- (O)56"- (H)17"



Antique Black Bullnose

Bullnose 1 long side bullnose




Bullnose is a smooth convexly rounded edge in masonry products. Suitable for boundary walls, swimming pool edges.



Grey Mist Eased Edge

Eased Edge 1 long side eased edge

Eased edge offers a straight edge side with the edges eased at the corner to make it safe. The edges of this natural stone are neither too sharp, nor too rounded.



Antique Black Flagstone

Flagstone 1" Concrete Base, 1¼" & 2" Sandbase



Antique Black
1"±, 2"±



Antique Brown
1"±, 2"±



Antique Charcoal
2"±



Antique Gold
1"±, 2"±



Antique Rustic
1"±, 2"±



Antique Yellow
1"±, 2"±



Antique Mist
1"±, 2"±



Basalt
16"-30"x1¼"±



Black Slate
1"±, 2"±



Brown Mist
1"±



California Gold
1"±, 2"±



Chocolate
1"±



Ebony Black
1"±, 2"±



French Vanilla
1"±, 2"±



Green Rustic
1"±, 2"±



Grey Mist
1"±, 2"±



Indian Autumn
1"±



Indian Bluestone
1"±, 2"±



Lime Black
1"±, 2"±



Multi Classic
1"±, 2"±



Ocean Green
1"±



Panther
1"±, 2"±



Silver Pearl
1"±, 2"±



Slate Grey
1"±, 2"±



Brown Mist Slab



Indigo Bluestone Treads



Grey Mist Steps


Slabs

4 sides rock face

A slab is a large rectangular piece of quarried natural stone used where grout joints dwindle the overall appeal of the structure. Slabs are generally used for making kitchen countertops and outdoor bbqs.



Autumn Mist
72"x36"x2"±



Basalt
72"x27"x2"±
4 sides saw cut




Brown Mist
72"x36"x2"±



French Vanilla
60"x36"x2"±



Grey Mist
72"x36"x2"±



Lime Black
72"x36"x2"±

Treads

3 sides rock face 1 long side saw cut



Autumn Mist 2"±
60"x16", 72"x18"



Brown Mist 2"±
60"x16"



Basalt 2"±
48"x12", 60"x16"
3 sides Eased Edge & 1 Long side Rock face



Ebony Black 2"±
48"x12", 60"x16"



French Vanilla 2"±
60"x16"



Grey Mist 2"±
48"x12", 60"x16",
60"x20", 72"x18"



Indigo Bluestone 2"±
60"x16"



Indian Bluestone 1½"±
48"x12", 60"x16"



Lime Black 2"±
48"x12", 60"x16",
60"x20" (Special Order), 72"x18"

Steps

4 sides rock face



Autumn Mist
48"x16"x6"±



Basalt
48"x16"x6"±
3 sides rock face 1 long side saw cut




Brown Mist
48"x16"x6"±



Dusty Wave
48"x16"x6"±



French Vanilla
48"x16"x6"±



Indigo Bluestone
48"x16"x6"±



Grey Mist
48"x16"x6"±



Lime Black
48"x16"x6"±

Tile

4 sides saw cut



Antique Black
12"x24"x¾"±



Black Slate
12"x12"x½"±, 16"x16"x½"±
12"x24"x½"±, 24"x24"x½"±



California Gold
12"x12"x½"±, 16"x16"x½"±
12"x24"x½"±, 24"x24"x½"±



French Vanilla
16"x16"x¾"±, 24"x24"x¾"±



Indian Autumn
12"x12"x½"±, 16"x16"x½"±



Indian Bluestone
8"x8"x¾"±, 8"x16"x¾"±
16"x16"x¾"±, 16"x24"x¾"±



Multi Classic
12"x12"x½"±
16"x16"x½"±, 24"x24"x½"±

Window Sill

1 long side rock face



Antique Black
24"x3"x2"±




Autumn Mist
24"x3"x2"±



Brown Mist
24"x3"x2"±



Grey Mist
24"x3"x2"±



Lime Black
24"x3"x2"±



Silver Pearl
24"x3"x2"±



California Gold Ledge Stone



Silver Pearl Ledge Stone



Silver Pearl Antique Castle Thin Veneer



Steel Quartz Thin Veneer Ashlar

Ledge Stone

Panel 6"x24", Corner 6"x18"x6"

Ledgestone or stack stone are strips of natural stone arranged uniformly on a mesh or concrete to form a veneer. The rectangular "Z" shape panels can be combined to form an interlocking wall cladding. It comes with matching "L" shaped 2-piece corner pieces to provide a beautiful finish on the edges.



Autumn Mist 3/4"±
Non Cement Backing



Antique Gris 3/4"±
Non Cement Backing



Antique Ivory 3/4"±
Non Cement Backing



Antique Scabos 3/4"±
Non Cement Backing



California Gold 3/4"±
Non Cement Backing



Classic Black 3/4"±
Non Cement Backing



Floral White 3/4"±
Non Cement Backing



Grey Mist 3/4"±
Non Cement Backing



Gold Quartz 3/4"±
Non Cement Backing



Smoky Rust 3/4"±
Non Cement Backing



Steel Quartz 3/4"±
Non Cement Backing



Silver Pearl 3/4"±
Non Cement Backing



Desert Gold 1 1/4"±
Cement Backing



Sage Green 1 1/4"±
Cement Backing




Smoke Stack 1 1/4"±
Cement Backing

Thin Veneer

Flat 1", Corner 1"

Thin Veneer is a thin layer of stone used as decorative material which is not meant to be a load-bearing. Quarried natural stones are cut to a consistent thickness so that it can be used as a wall cladding.




Autumn Mist
(Ledge)



Black Pearl
(Ledge)



Black Pearl
(Antique Castle)



Creekside Blend
(Ledge)



Grey Mist Blend
(Ledge)



Grey Mist Blend
(Antique Castle)



Grey Mist Blend
(Ashlar)



Mocha
(Ledge)



Silver Pearl
(Filedstone)



Silver Pearl
(Ledge)




Silver Pearl
(Antique Castle)




Silver Pearl
(Dimensional)



Steel Quartz
(Ashlar)



Steel Quartz
(Ledge)



Tuscan Farmhouse
(Sq.Rect.)

Bricks

Flat 7.5"x2.25"x5/8"±, Corner 7.5"x3"x5/8"±

Bricks are the type of natural stone designed to replicate the appearance of traditional bricks while offering the benefits of a thinner profile and lighter weight.



Antique Brown



Antique Buff



Red



Silver Pearl



Steel Quartz

Locations

📍 Stone Universe
(Corporate Headquarters)
2333 Grant Avenue,
San Lorenzo, CA 94580
United States

📍 Stone Universe (South)
2800 N Alexander Dr,
Baytown, TX 77520
United States

📍 Stone Universe (East)
7521 Lake Drive,
Rosedale, MD 21237
United States

📍 Stone Universe (Northwest)
5315 Milwaukee,
Ave E, Puyallup
WA 98372
United States

📍 Stone Universe (Southwest)
12102 Centralia Street,
Hawaiian Gardens
CA 90716
United States

📍 Stone Universe (Midwest)
W249 N6916 State Road
164, Sussex, WI 53089,
United States

*Disclaimer:

- Limestone Antique Black and Lime Black are rich in minerals salts which over time can result in efflorescence which diminishes the color of the natural stone.
- Travertine Antique Gris, Antique Ivory, Antique Scabos, Antique Walnut are not a dense product which makes it less suitable for use in Freeze/Thaw climates.
- Autumn Mist and California Gold are not recommended for installation around or near pools, spas and hot tubs.
- Grey Mist is rich in iron content, which over time has the potential to discolor because of oxidation (or rusting).

www.suistone.com



"A customer is the most important visitor on our premises. He is not dependent on us. We are dependent on him. He is not an outsider in our business. He is a part of it. We are not doing him a favor by serving him. He is doing us a favor by giving us the opportunity to do so."

Auth. Dealer