








CLEARANCE SALE


(BALTIMORE LOCATION)


Effective from June 1, 2022

AUTUMN MIST (LIMESTONE)	TYPE	SIZE IN INCHES (app.)			U/M	QUANTITY
		L	W	T		
	SLAB	60	36	2	Sqft	15
		84	36	2	Sqft	105
	TREAD	60	18	2	Sqft	276
CALIFORNIA GOLD (LIMESTONE)	TYPE	SIZE IN INCHES (app.)			U/M	QUANTITY
		L	W	T		
	SLAB	72	36	2	Sqft	18

MULTI COLOR (SANDSTONE)	TYPE	SIZE IN INCHES (app.)			U/M	QUANTITY
		L	W	T		
	LEDGE STONE (Panel)	6	24	3/4	Sqft	1425
	LEDGE STONE (Full Corner)	6x18x6x3/4			Sqft	460

MOCHA (SAND STONE)	TYPE	SIZE IN INCHES (app.)			U/M	QUANTITY
		L	W	T		
	THIN VENEER SQUARE RECTANGLE	-	-	1	Lft	390.5

PEARL GREY (SANDSTONE)	TYPE	SIZE IN INCHES (app.)			U/M	QUANTITY
		L	W	T		
	ROCKFACE	12	12	7/8	Sqft	925
	ROCKFACE	12	24	7/8	Sqft	708
	ROCKFACE	24	24	7/8	Sqft	140

SAGAR BLACK (SANDSTONE)	TYPE	SIZE IN INCHES (app.)			U/M	QUANTITY
		L	W	T		
	PAVER (ASHLAR PATTERN)	-	-	1	Sqft	1000
	PAVER	12	12	1	Sqft	401
		12	24	1	Sqft	78
	TREAD	72	12	2	Sqft	264