








CLEARANCE SALE


(BALTIMORE LOCATION)

Effective from December 1, 2022

AUTUMN MIST (LIMESTONE)	TYPE	SIZE IN INCHES (app.)			U/M	QUANTITY
		L	W	T		
	SLAB	60	36	2	Sqft	15
		84	36	2	Sqft	105
	TREAD	60	18	2	Sqft	217
CALIFORNIA GOLD (LIMESTONE)	TYPE	SIZE IN INCHES (app.)			U/M	QUANTITY
	SLAB	72	36	2	Sqft	18

MULTI COLOR (SANDSTONE)	TYPE	SIZE IN INCHES (app.)			U/M	QUANTITY
		L	W	T		
	LEDGE STONE (Panel)	6	24	3/4	Sqft	1415
	LEDGE STONE (Full Corner)	6x18x6x3/4			Sqft	444

MOCHA (SAND STONE)	TYPE	SIZE IN INCHES (app.)			U/M	QUANTITY
		L	W	T		
	THIN VENEER SQUARE RECTANGLE (Corner)	-	-	1	Lft	390.5

PEARL GREY (SANDSTONE)	TYPE	SIZE IN INCHES (app.)			U/M	QUANTITY
		L	W	T		
	ROCKFACE	12	12	7/8	Sqft	925
	ROCKFACE	12	24	7/8	Sqft	708
	ROCKFACE	24	24	7/8	Sqft	136
	COLUMN CAP	30	30	2	Sqft	43

SAGAR BLACK (SANDSTONE)

TYPE	SIZE IN INCHES (app.)			U/M	QUANTITY
	L	W	T		
PAVER (ASHLAR PATTERN)	-	-	1	Sqft	1000
PAVER	12	12	1	Sqft	393
	12	24	1	Sqft	78
TREAD	48	12	2	Sqft	48
	72	12	2		264
	72	14	2		84

