








CLEARANCE SALE


(BALTIMORE LOCATION)

Effective from January 1, 2023

AUTUMN MIST (LIMESTONE)	TYPE	SIZE IN INCHES (app.)			U/M	QUANTITY
		L	W	T		
	SLAB	84	36	2	Sqft	84
	TREAD	60	18	2	Sqft	270
CALIFORNIA GOLD (LIMESTONE)	TYPE	SIZE IN INCHES (app.)			U/M	QUANTITY
		L	W	T		
	SLAB	72	36	2	Sqft	18

MULTI COLOR (SANDSTONE)	TYPE	SIZE IN INCHES (app.)			U/M	QUANTITY
		L	W	T		
	LEDGE STONE (Panel)	6	24	3/4	Sqft	1415
	LEDGE STONE (Full Corner)	6x18x6x3/4			Sqft	444

MOCHA (SAND STONE)	TYPE	SIZE IN INCHES (app.)			U/M	QUANTITY
		L	W	T		
	THIN VENEER SQUARE RECTANGLE (Corner)	-	-	1	Lft	390.5

PEARL GREY (SANDSTONE)	TYPE	SIZE IN INCHES (app.)			U/M	QUANTITY
		L	W	T		
	ROCKFACE	12	12	7/8	Sqft	925
	ROCKFACE	12	24	7/8	Sqft	708
	ROCKFACE	24	24	7/8	Sqft	136
	COLUMN CAP	30	30	2	Sqft	44

SAGAR BLACK (SANDSTONE)	TYPE	SIZE IN INCHES (app.)			U/M	QUANTITY
		L	W	T		
	PAVER (ASHLAR PATTERN)	-	-	1	Sqft	1000
	PAVER	12	12	1	Sqft	393
		12	24	1	Sqft	78
	TREAD	48	12	2	Sqft	48
		72	12	2		264
		72	14	2		84